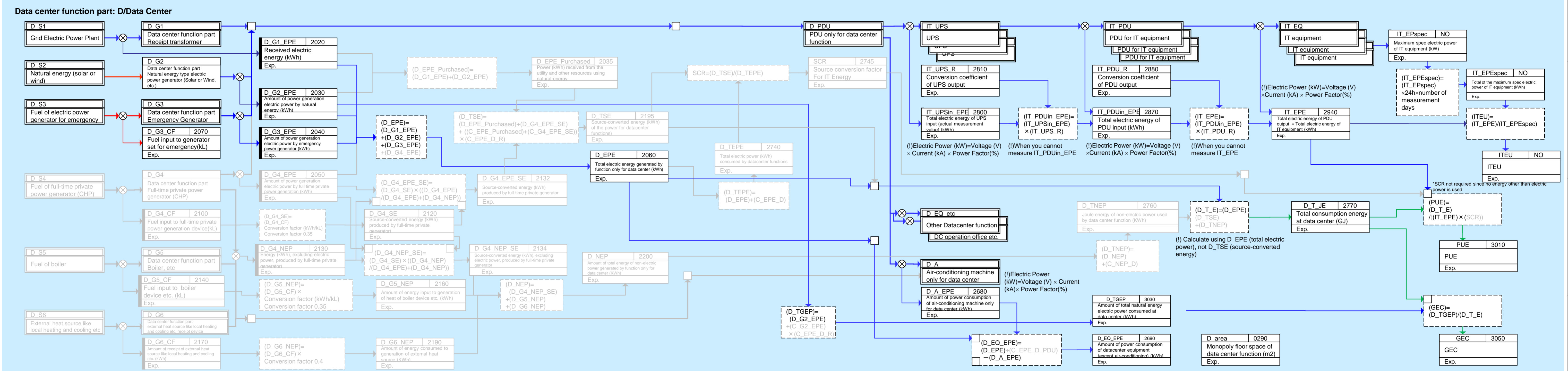


Attached chart 1: Energy block chart at data center (1) Case with facilities (building) only for data center (Case composed only of "Grid electric power", "Electric power generator for emergency", and "Solar power generator")



| | |
|-----------------------|----------------|
| Identifier | No |
| Amount of measurement | Exp. |
| Identifier | No |
| Calculated value | Exp. |
| Identifier | Equipment Name |

Sign rule

- D = Data Center function**
 - C = Common function**
 - B = Business**
 - E = Energy**
 - S = Source (Energy Type)**
 - G = Generator**
 - CF = Carbon Fuel**
 - EPE = Electric Power Energy (kWh)**
 - NPE = Non Electric Power (kWh)**
 - T = Total**
 - TEPE = Total Electric Power Energy (kWh)**
 - PDU = Power Distribution Unit**
 - UPS = Uninterruptible Power Supply**
 - EQ = Equipment**
 - area = Area (square meter)**
 - GEP = Green Energy Power**
 - R = Ratio**
 - A = Air Conditioner**
 - Purchased**
 - SCR = Source Conversion factor for IT Energy**
- Non-data center function**
- Energy equipment (Dynamo, Receipt transformer, etc)**
- Fuel that exhausts CO2**

⊗ Measurement point

→ Electric Power
→ Calculation of Electric Energy(kWh)

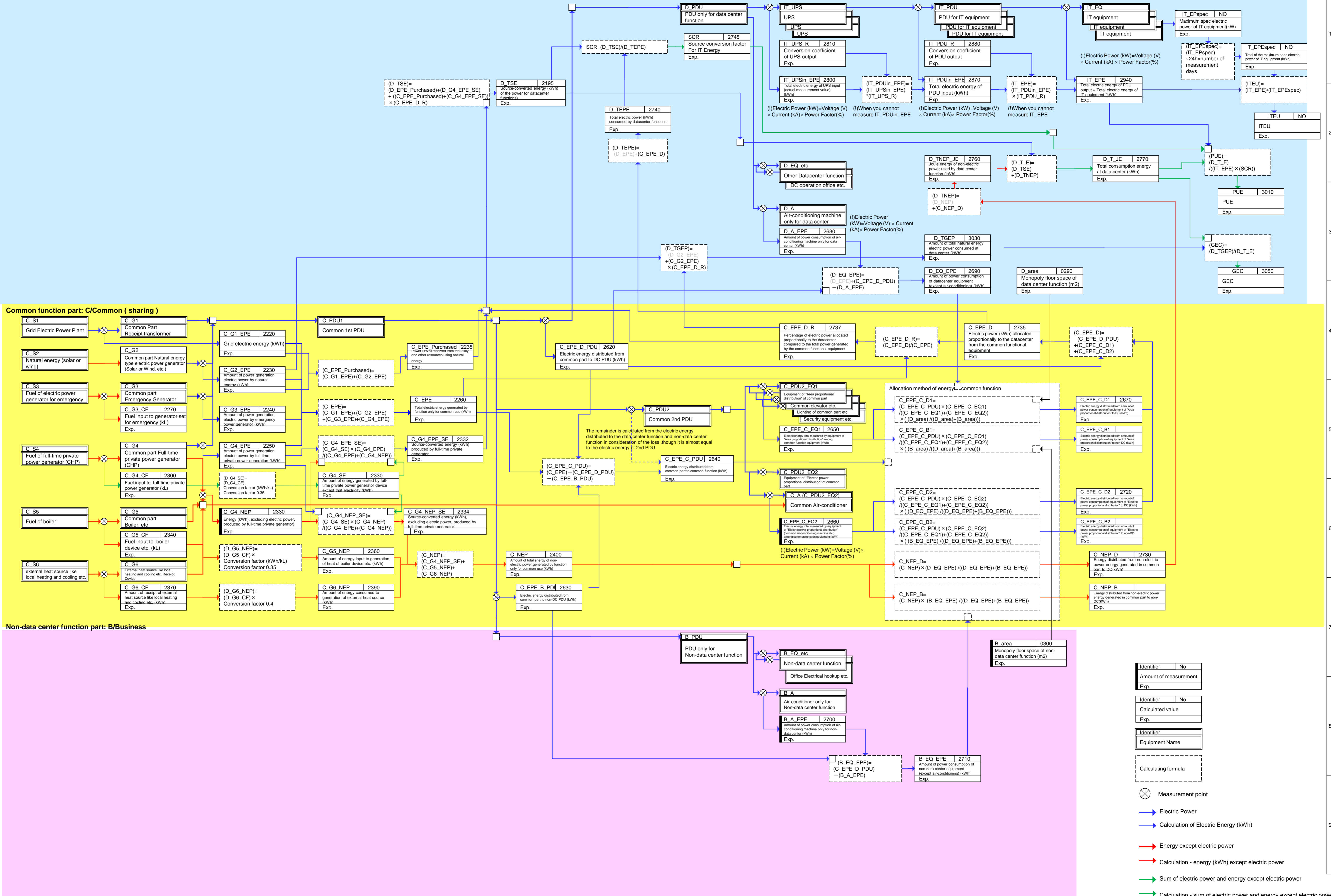
→ Energy except electric power
→ Calculation - energy (kWh) except electric power

→ Sum of electric power and energy except electric power
→ Calculation - sum of electric power and energy except electric power

Data center function part: D/Data Center

Common function part: C/Common (sharing)

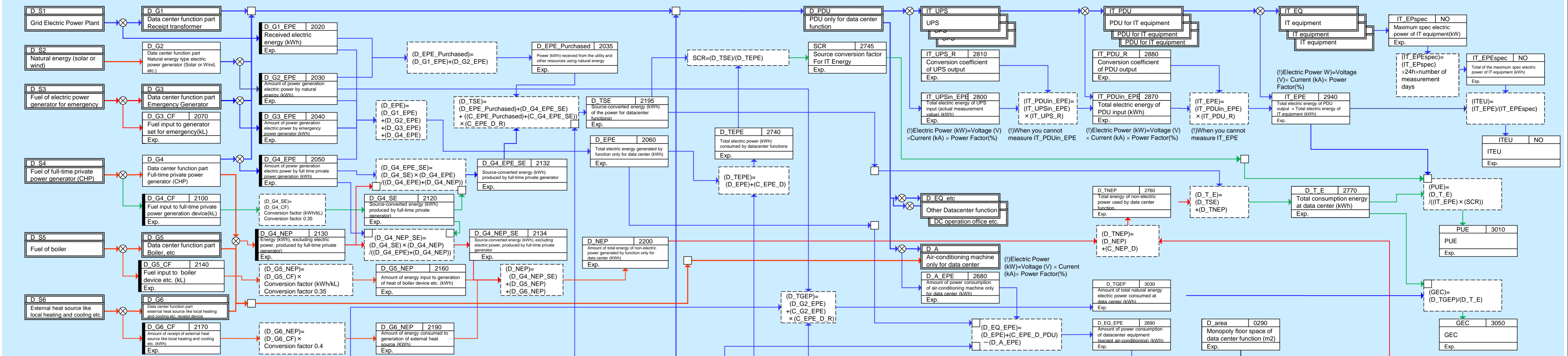
Non-data center function part: B/Business



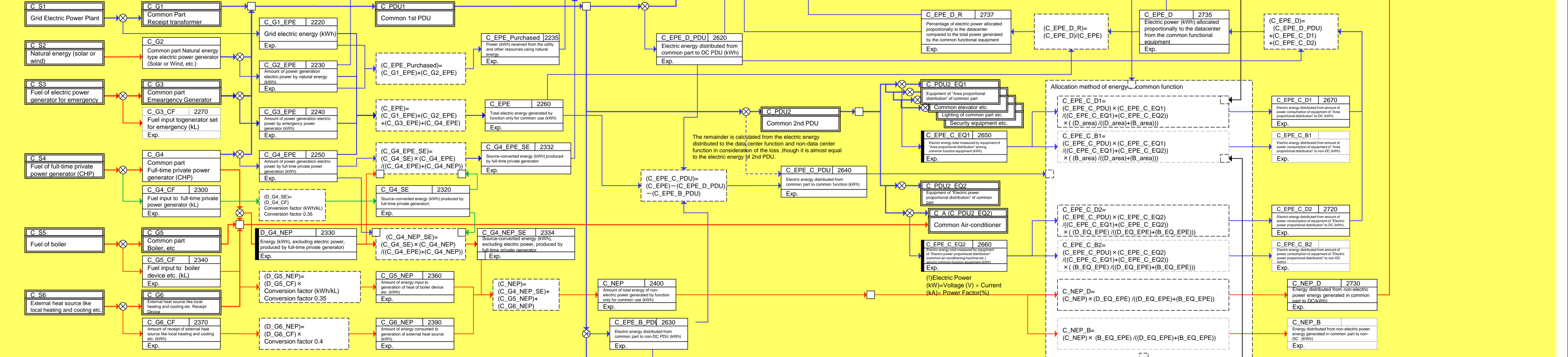
| | |
|-----------------------|----------------|
| Identifier | No |
| Amount of measurement | Exp. |
| Identifier | No |
| Calculated value | Exp. |
| Identifier | Equipment Name |
| Calculating formula | |

- ⊗ Measurement point
- Electric Power
- Calculation of Electric Energy (kWh)
- Energy except electric power
- Calculation - energy (kWh) except electric power
- Sum of electric power and energy except electric power
- Calculation - sum of electric power and energy except electric power (kWh)

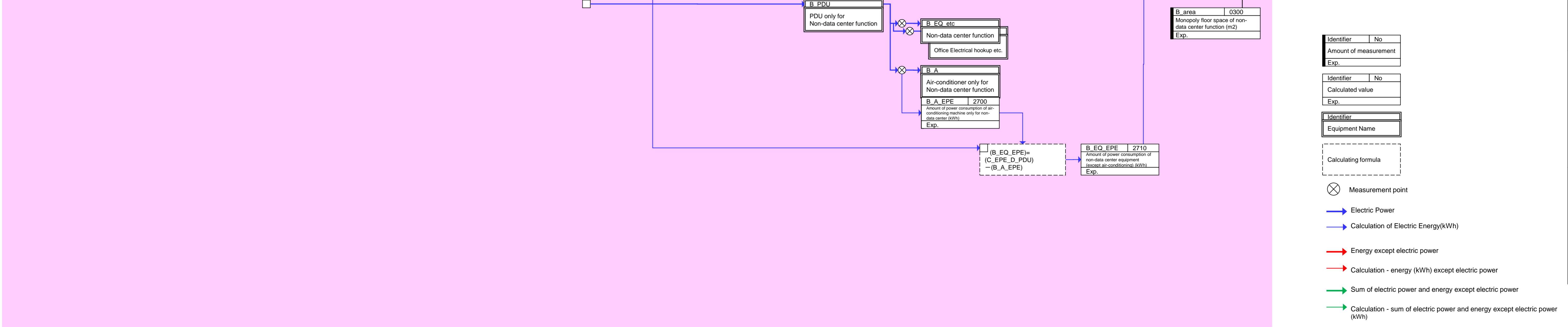
Data center function part: D/Data Center



Common function part: C/Common (sharing)



Non-data center function part: B/Business



| Identifier | No |
|-----------------------|----------------|
| Amount of measurement | Exp. |
| Identifier | No |
| Calculated value | Exp. |
| Identifier | Equipment Name |
| Calculating formula | |

- ⊗ Measurement point
- Electric Power
- Calculation of Electric Energy(kWh)
- Energy except electric power
- Calculation - energy (kWh) except electric power
- Sum of electric power and energy except electric power
- Calculation - sum of electric power and energy except electric power (kWh)

